

## CHRONIC PAIN AND THE OPIOID EPIDEMIC: WHAT HEALTH SERVICE PSYCHOLOGISTS NEED TO KNOW

The University of Texas Southwestern  
Medical Center at Dallas  
Richard C. Robinson, Ph.D.

## Financial Disclosure

- I have no financial relationships to disclose



## Learning Objectives

- Develop knowledge of the extent, causes and impact of the current opioid epidemic
- Demonstrate understanding of the neuroscience of pain
- Summarize the impact of pain and chronic opioid use on cognitive functioning

## Myths

- Opioids = Pain medication

## Medication

- First Line (Acute Pain) – Pharmacological agents
  - Average pain reduction for opioids = 1/3
  - Non-opioid pain reduction (NSAIDs, Muscle Relaxers, etc.) = 1/3
  - Neuropathic Pain
    - Tricyclic antidepressants, anticonvulsants and topical drugs = 1/3

## Myths

- Individuals with “real” pain can benefit from chronic opioid therapy (COT).

## Myths

- Opioids recommended for < 3 and rarely over 7 days for acute pain.

<https://www.cdc.gov/drugoverdose/prescribing/guideline.html>

## Myths

- Individuals with “real” pain can benefit from chronic opioid therapy (COT).
- If someone is at low risk for opioid use disorder (OUD), the benefits of opioids can outweigh the risk.

### REVIEW

Annals of Internal Medicine

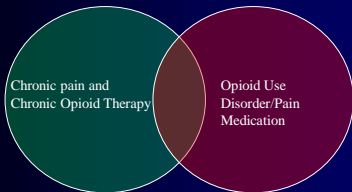
#### The Effectiveness and Risks of Long-Term Opioid Therapy for Chronic Pain: A Systematic Review for a National Institutes of Health Pathways to Prevention Workshop

Roger Chou, MD; Judith A. Turner, PhD; Emily B. Devine, PharmD, PhD, MBA; Ryan N. Hansen, PharmD, PhD; Sean D. Sullivan, PhD; Ian Blazina, MPH; Tracy Dana, MLS; Christina Bougatso, MPH; and Richard A. Deyo, MD, MPH

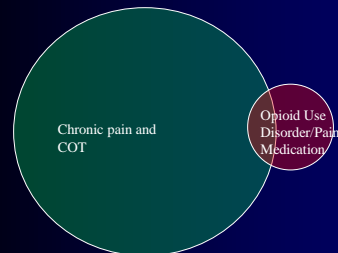
**Conclusion:** Evidence is insufficient to determine the effectiveness of long-term opioid therapy for improving chronic pain and function. Evidence supports a dose-dependent risk for serious harms.

Annals of Internal Medicine • Vol. 162 No. 4 • 17 February 2015

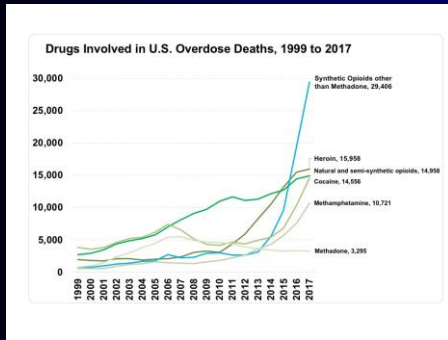
## Clarification



## Clarification

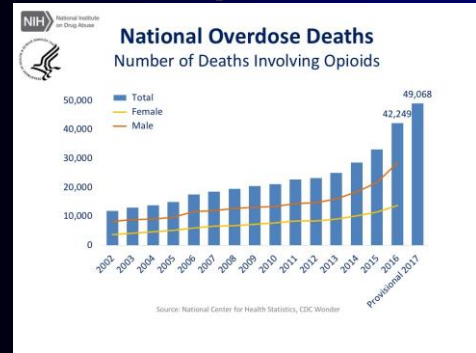


## All Overdose Deaths



<https://www.drugabuse.gov/related-topics/trends-statistics/overdose-death-rates>

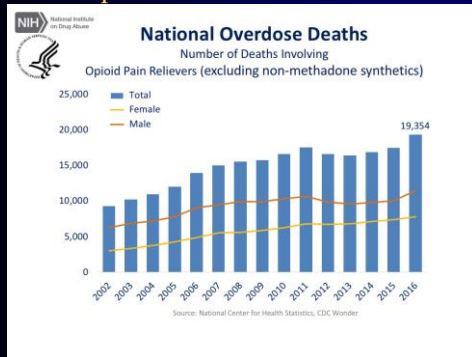
## All Opioid Deaths



Source: National Center for Health Statistics, CDC Wonder

<https://www.drugabuse.gov/related-topics/trends-statistics/overdose-death-rates>

## Opioid Pain Reliever Deaths



Source: National Center for Health Statistics, CDC Wonder

<https://www.drugabuse.gov/related-topics/trends-statistics/overdose-death-rates>

## How Did We Get Here

- Number of factors
  - Beginning in the late 1990's and early 2000's, chronic pain continued to be on the rise and newer treatments were slow to come to fruition.
  - Movement began to dispel some of the "myths" around opioids and promote more effective pain management, at first, within palliative care.

(Huber et al., 2016)

## How Did We Get Here

"The published literature continues to be very limited, but a growing clinical experience, combined with a critical reevaluation of issues related to efficacy, safety, and addiction or abuse, suggests that there is a subpopulation of patients with chronic pain that can achieve sustained partial analgesia from opioid therapy without the occurrence of intolerable side effects or the development of aberrant drug-related behaviors."

(Portenoy, 1996, p. 203)

## How Did We Get Here

- Number of factors
  - Pain as "5<sup>th</sup> Vital Sign" (VA in 1999 & JCAHO in 2001)
  - Well-intentioned providers, patient advocacy groups and pharma collaborated to develop strategies for the safe and effective use of opioid pain relievers for chronic non-malignant cancer pain (CNCP)

(Huber et al., 2016)

## How Did We Get Here

- Number of factors
  - Emphasis placed on:
    - Risk vs. benefit analysis
    - Assessment of opioid misuse risk
    - Different formulations, dosing strategies, tamper proofing

(Haber et al., 2016)

## Myths

- Opioids = Pain medication
- Use of opioid pain relievers = Chronic opioid therapy
- Individuals with “real” pain can benefit from chronic opioid therapy (COT).
- If someone is at low risk for opioid use disorder (OUD), the benefits of opioids can outweigh the risk.

## Scope of the Chronic Pain Problem

- Approximately 100 million adults in US with chronic pain.
- From 1995 to 2010, both the prevalence and expenditures have grown for the most common type chronic pain: Chronic Low Back Pain (CLBP).

(Gaskin & Richard, 2012)

## Scope of the Pain Problem

- Chronic Pain: \$500 - \$635 billion a year in medical costs and lost productivity.
  - Chronic Pain Direct Costs: \$261-300 billion
  - Cardiovascular Disease: \$309 billion
  - Cancer: \$243 billion
  - Diabetes: \$127 billion

(Gaskin & Richard, 2012)

## Pain

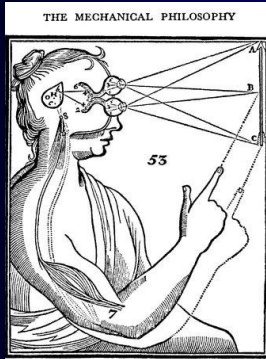
- Pain – Warning signal
- Chronic Pain – Lasting longer than 3 to 6 months

## Pain

- Traditional Biomedical Model
  - Specificity Theory - The degree of pain should correlate with the degree of tissue damage.
    - Organic vs. Functional
    - Physical vs. Psychological
    - “Real” vs. “Fake”
  - Implicit model

(Turk & Gatchel, 2002)

## Cartesian Dualism



## Psychological Factors and Pain

- Combat soldiers during WWII in Anzio Italy
  - Serious injuries – Not in shock
  - Only 20% required morphine (Beecher, 1946).
- Negative expectation of pain relief will reverse the effects of remifentanyl (Bingel et al. (2011).
- Negative emotional state vs. positive emotional state (Villemure & Bushnell, 2009).

## Pain

- Biopsychosocial Model
  - An injury or illness is required to initiate the pain process.
  - The longer the pain persists the more important the psychosocial factors become.
    - Physical vs. psychological
      - Viewed as insufficient paradigm
      - Psychosocial overlay

(Turk & Gatchel, 2002)

## Pain vs. Nociception

- No pain receptors, nociceptors.
- Nociception does not always equal pain

(Butler & Moseley, 2003)

## Pain vs. Nociception

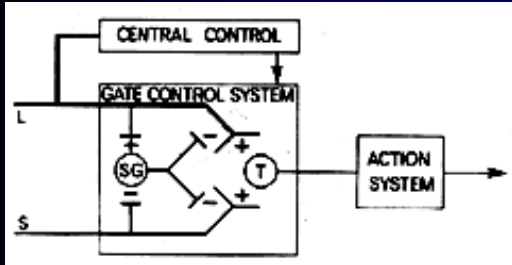
- Nociception without pain
- Pain without nociception
- We experience pain when the brain translates nociception as “danger” or had been interpreting nociception as “danger”
  - Learning/conditioning

(Butler & Moseley, 2003)

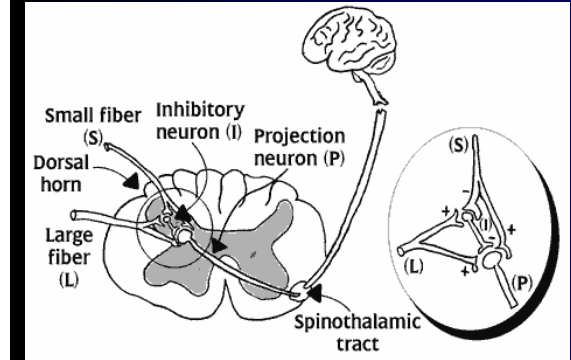
“Pain is a complex sensory and emotional experience that can vary widely between people and even within an individual depending on the context and meaning of the pain and the psychological state of the person.”

(Bushnell et al., 2013)

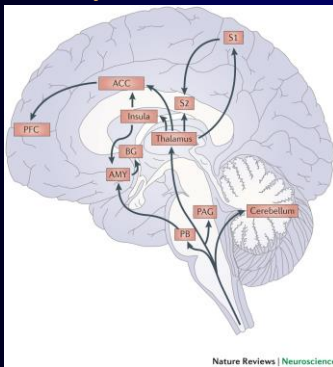
## Gate Control Theory of Pain



Melzack and Wall (1965)



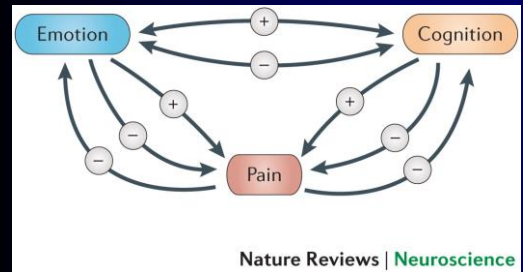
## Pain Pathways



Nature Reviews | Neuroscience

(Bushnell et al., 2013)

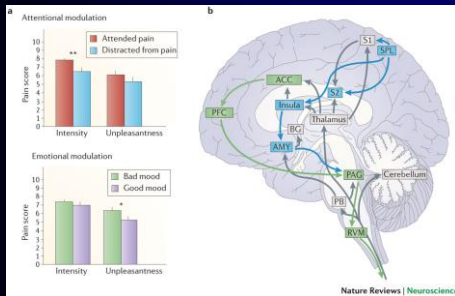
## Pain



Nature Reviews | Neuroscience

(Bushnell et al., 2013)

## Pain Pathways



(Villemare & Bushnell, 2009; Bushnell et al., 2013)

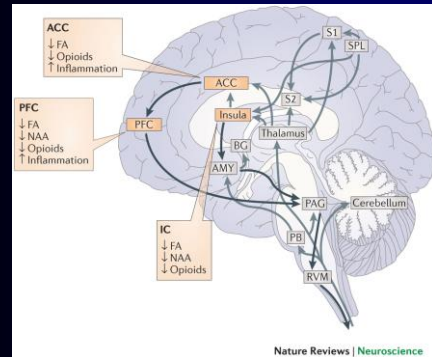
## Pain Pathways



(deCharms et al., 2005)

Chronic pain becomes a complex condition impacting social and occupational functioning, emotional and cognitive functioning, and identity.

## Pain Pathways



Nature Reviews | Neuroscience

(Bushnell et al., 2013)

## Impact of Pain on Cognitive Functioning

- Attention
  - Pain demands attention
    - Self-report
    - Switching and interference tasks
    - Cognitive resources (relevant stimuli)

(Moriarty, McGuire & Finn, 2011)

## Impact of Pain on Cognitive Functioning

- Working Memory
  - Spatial
  - Verbal
- Processing speed

(Moriarty, McGuire & Finn, 2011)

## Impact of Pain on Cognitive Functioning

- Executive Functioning
  - Complex (interference and switching)
  - Emotional decision-making
    - Iowa Gambling Task

(Moriarty, McGuire & Finn, 2011)

## Impact of Pain on Cognitive Functioning

- Whitlock et al. (2017) – Health and Retirement Study
  - 10,065 individuals over 62 evaluated every other year for 12 years (composite memory score made up of several cognitive tests and dementia probability score)
  - “Persistent pain associated with accelerated memory decline and increased probability of dementia” (p. 1146)
    - 2.2% increased risk after covariate adjustment

## Impact of Pain on Cognitive Functioning

- Whitlock et al. (2017)
  - Statistically significant differences at baseline:
    - Education
    - Hypertension
    - Heart disease
    - Stroke
    - Depression
    - Alcohol use?

Whitlock et al. (2017)

## Mental Health Disorders and Chronic Pain

- 59% met current diagnostic criteria for a psychiatric disorder
  - Polatin et al. (1993)
- 34-54% Major Depressive Disorder
  - Polatin et al. (1993); Fishbain et al. (1997)
  - Other studies estimate as high as 84%
- 35% Anxiety Disorder
  - McWilliams, Cox & Enns (2003)

## Opioids

- Opioids impact at multiple levels
  - Spinal cord
    - Block nociceptor input
    - Enhances pain inhibitory fibers and suppress amplifying fibers
  - Brain
    - Increased sense of well-being and pain tolerance in reward centers
  - Peripheral

## Opioids

- Pain reduction
- Increased sense of well-being
- Drowsiness
- Confusion
- Nausea
- Constipation
- Slowed breathing

<https://www.drugabuse.gov/publications/drugfacts/prescription-opioids>

## Opioids



[https://www.cdc.gov/drugoverdose/pdf/calculating\\_total\\_daily\\_dose-a.pdf](https://www.cdc.gov/drugoverdose/pdf/calculating_total_daily_dose-a.pdf)

## Opioids

Calculating morphine milligram equivalents (MME)	
OPIOID (cous in mg/day except where noted)	CONVERSION FACTOR
Codeine	0.15
Fentanyl transdermal (in mcg/hr)	2.4
Hydrocodone	1
Hydromorphone	4
Methadone	
1-20 mg/day	4
21-40 mg/day	8
41-60 mg/day	10
≥ 61-80 mg/day	12
Morphine	1
Oxycodone	1.5
Oxymorphone	3

These dose conversions are estimated and cannot account for all individual differences in genetics and pharmacokinetics.

[https://www.cdc.gov/drugoverdose/pdf/calculating\\_total\\_daily\\_dose-a.pdf](https://www.cdc.gov/drugoverdose/pdf/calculating_total_daily_dose-a.pdf)



## Chronic Opioid Use and Neuropsychological Findings

- Sjogren and colleagues (2000)
  - Compared 40 individuals receiving opioid therapy to 40 control subjects
  - Continuous reaction time (CRT), finger tapping test (FTT), paced auditory serial addition task (PASAT)
  - Subjects receiving opioids scored worse than controls on all of these measures
    - PASAT positively correlated with pain ratings

(Sjogren, et al., 2000)

## Chronic Opioid Use and Neuropsychological Findings

- Jamison and colleagues (2003)
  - 144 individuals with chronic low back pain
  - Digit Symbol and Trail Making Test-B
  - Evaluated prior to opioid initiation and then again at 90 and 180 days
  - No differences for age, gender, educational level, pain score or depressive symptoms
  - Above 30 mg morphine equivalent

(Jamison, et al., 2003)

## Chronic Opioid Use and Neuropsychological Findings

- Jamison and colleagues (2003)
  - Statistically significant improvements on TMT
  - B and Digit Symbol

(Jamison, et al., 2003)

## Chronic Opioid Use and Neuropsychological Findings

- Block and Cianfrini (2013)
  - Non-systematic review of neuroimaging and neuropsychology study
  - “To date, evidence from opioid studies suggests only mild deficits in specific cognitive domains (e.g., memory, attention/concentration) and only under specific conditions (e.g., dose escalation).”

(Block and Cianfrini, 2013 p. 343)

## Chronic Opioid Use and Neuropsychological Findings

- Baldacchino and colleagues (2012)
  - Impairments in verbal recognition, learning and recall?
  - Attention?
  - Cognitive flexibility?
  - Planning?

(Baldacchino, et al., 2012)

## Chronic Opioid Use and Neuropsychological Findings

- Baldacchino and colleagues (2012)
  - “...the meta-analysis suggests that chronic opioid exposure is associated with deficits across a range of different neuropsychological domains. However, the only domains where meta analysis suggests robust impairment were those of verbal working memory, cognitive impulsivity (risk taking), and cognitive flexibility (verbal fluency).”

(Baldacchino, et al. 2012, p. 2065)

## Chronic Opioid Use and Neuropsychological Findings

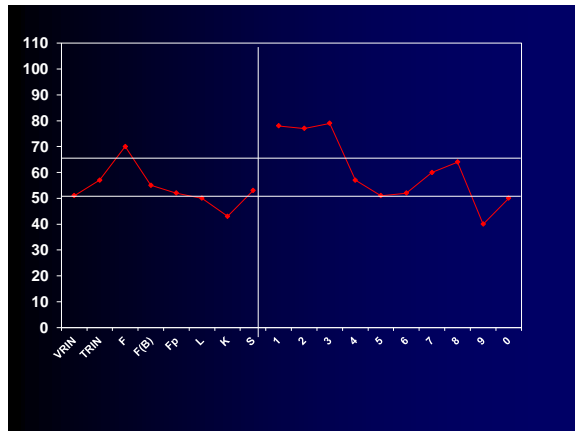
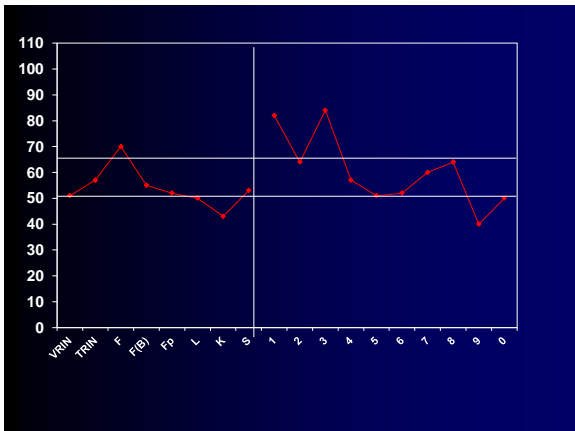
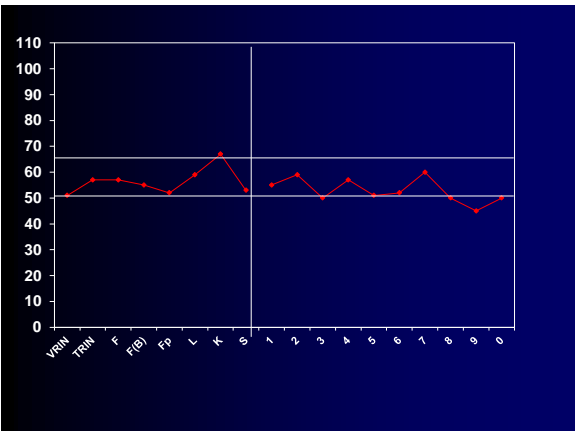
- Fong-ha leong and Yuan (2017)
  - Review with at least two weeks abstinence
- Some evidence of:
  - Continued impulsivity compared to controls
  - Continued impact on emotional regulation
  - Most difficulties resolve

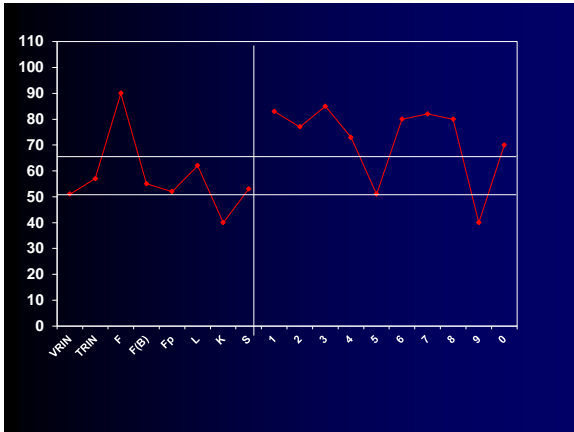
(Fong-ha leong & Yuan, 2017)

## Mental Health Disorders and Chronic Pain

- 59% met current diagnostic criteria for a psychiatric disorder
  - Polatin et al. (1993)
- 34-54% Major Depressive Disorder
  - Polatin et al. (1993); Fishbain et al. (1997)
  - Other studies estimate as high as 84%
- 35% Anxiety Disorder
  - McWilliams, Cox & Enns (2003)

Chronic pain becomes a complex condition impacting social and occupational functioning, emotional and cognitive functioning, and identity.





Chronic pain becomes a complex condition impacting social and occupational functioning, emotional and cognitive functioning, and identity.

So, how do we treat this complex condition?

- ### Medication
- First Line – Pharmacological agents
    - Average pain reduction for opioids = 1/3
    - Non-opioid pain reduction = 1/3
    - Neuropathic Pain
      - Tricyclic antidepressants, anticonvulsants and topical drugs = 1/3
- Tunk (2002)

- ### Medication
- Opioids
    - Substance use disorders
    - Endocrinopathy
    - Increased risk of fractures
    - Opioid induced hyperalgesia
    - Death
  - Limited evidence basis for “long-term use”
- (Von Korff et al., 2011)

Annals of Internal Medicine

### REVIEW

#### The Effectiveness and Risks of Long-Term Opioid Therapy for Chronic Pain: A Systematic Review for a National Institutes of Health Pathways to Prevention Workshop

Roger Chou, MD; Judith A. Turner, PhD; Emily B. Devine, PharmD, PhD, MBA; Ryan N. Hansen, PharmD, PhD; Sean O. Sullivan, PhD; Ian Blazina, MPH; Tracy Dana, MLS; Christina Bougatsos, MPH; and Richard A. Deyo, MD, MPH

**Conclusion:** Evidence is insufficient to determine the effectiveness of long-term opioid therapy for improving chronic pain and function. Evidence supports a dose-dependent risk for serious harms.

Annals of Internal Medicine • Vol. 162 No. 4 • 17 February 2015

## Effect of Opioid vs Nonopioid Medications on Pain-Related Function in Patients With Chronic Back Pain or Hip or Knee Osteoarthritis Pain The SPACE Randomized Clinical Trial

Erin E. Krebs, MD, MPH; Amy Gravelly, MA; Sean Nugent, BA; Agnes C. Jensen, MPH; Beth DePonne, PharmD; Elizabeth S. Goldsmith, MD, MS; Kurt Kroenke, MD; Matthew J. Bair; Siamak Noorbaloochi, PhD

**RESULTS** Among 240 randomized patients (mean age, 58.3 years; women, 32 [13.0%]), 234 (97.5%) completed the trial. Groups did not significantly differ on pain-related function over 12 months (overall  $P = .58$ ); mean 12-month BPI interference was 3.4 for the opioid group and 3.3 for the nonopioid group (difference, 0.1 [95% CI, -0.5 to 0.7]). Pain intensity was significantly better in the nonopioid group over 12 months (overall  $P = .03$ ); mean 12-month BPI severity was 4.0 for the opioid group and 3.5 for the nonopioid group (difference, 0.5 [95% CI, 0.0 to 1.0]). Adverse medication-related symptoms were significantly more common in the opioid group over 12 months (overall  $P = .03$ ); mean medication-related symptoms at 12 months were 1.8 in the opioid group and 0.9 in the nonopioid group (difference, 0.9 [95% CI, 0.3 to 1.5]).

JAMA March 6, 2018 Volume 319, Number 9

## Interventions/Surgery Low Back Pain

- Discectomy, laminectomy, chemonucleolysis reflect good evidence with moderate improvements in pain in patients with radiculopathy.
- Many other interventions have minimal or limited evidence
  - Epidural steroid injections of for spinal stenosis
  - Radiofrequency denervation for radiculopathy

Chou et al., (2009)

Magnetic Resonance Imaging of the Lumbar Spine in People without Back Pain  
Maureen C. Jensen, Michael N. Brant-Zawadzki, Nancy Obuchowski, Michael T. Modic, Dennis Malkasian, and Jeffrey S. Ross  
N Engl J Med 1994; 331:69-73 [July 14, 1994](#)

- “Thirty-six percent of the 98 asymptomatic subjects had normal disks at all levels. With the results of the two readings averaged, 52 percent of the subjects had a bulge at least one level, 27 percent had a protrusion, and 1 percent had an extrusion. Thirty-eight percent had an abnormality of more than one intervertebral disk. The prevalence of bulges, but not of protrusions, increased with age. The most common nonintervertebral disk abnormalities were Schmorl’s nodes (herniation of the disk into the vertebral-body end plate), found in 19 percent of the subjects; annular defects (disruption of the outer fibrous ring of the disk), in 14 percent; and facet arthropathy (degenerative disease of the posterior articular processes of the vertebrae), in 8 percent.”

## Solutions

- Opioid Crisis Response Act of 2018
  - More funding for inpatient treatment
  - Medicaid
  - Mail order
- Suboxone

<https://www.nytimes.com/2018/09/26/health/opioid-bill-congress.html>

## Solutions

- Providers?
- Randomized trial 861 prescribers
  - Letter regarding patient death vs. control
  - Approximate 10% decrease in opioid prescriptions

Doctor et al., (2018)

## Interdisciplinary Pain Management

- Chronic pain is a complex condition.
- The biopsychosocial approach is the best way to conceptualize this complex condition.
- An interdisciplinary team is required to address the biological, psychological and social impacts of chronic pain.

## Interdisciplinary Pain Management

- Interdisciplinary care involves providers from different disciplines under one roof.
- Formal and informal means of regular communication.
- Thorough evaluations and systematic monitoring of outcomes.
- Patients receive medical care, physical therapy, occupational therapy, psychotherapy, etc.

## Interdisciplinary Pain Management

- Functional Restoration (Developed for WC population)
  - 87% of patients receiving functional restoration working at 2-year follow-up compared to 41% of comparison group. (Mayer et al., 1987)
    - Twice as many surgeries in comparison group
    - Significantly more (5times more) healthcare visits for comparison group
    - Comparison group more likely to be re-injured
    - Findings replicated in US and abroad (Hazard et al., 1989; Patrick et al., 2004; Bendix et al., 1996; Hildebrandt et al., 1997)

## Interdisciplinary Pain Management

- Interdisciplinary
  - Friedrich et al. (2005)
    - 93 patients CLBP
    - Standard Exercise or Interdisciplinary
    - 3.5 weeks, 4 months, 12 months & 5 years
    - Lower pain and lower disability

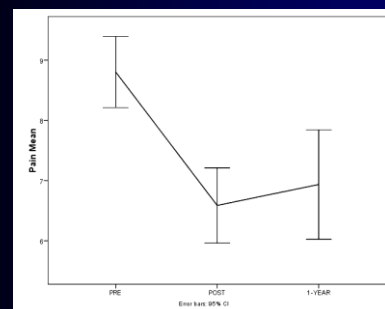
## Interdisciplinary Pain Management

- Interdisciplinary
  - Fairbank et al. (2005)
    - Multicenter, RCT 349 CLBP patients
    - Spinal Fusion vs. Interdisciplinary
    - Both groups improved, no difference in pain or self-reported disability
    - Revero-Arias et al. (2005)
      - \$14,400 spinal fusion vs. \$8,323 interdisciplinary

## Interdisciplinary Pain Management

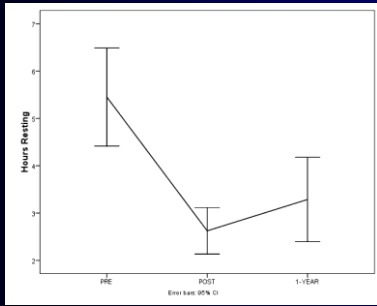
- Interdisciplinary
  - Skouen et al. (2002)
    - 195 patients with CLBP
    - Light interdisciplinary, Extensive interdisciplinary or TAU PCP
    - Interdisciplinary better pain and functional outcomes
    - No difference between light or extensive interdisciplinary programs

## 1-Year Pain Reduction



(Oslund et al., 2009)

## 1-Year Hours Resting Improvement



(Oshand et al., 2009)

## Interdisciplinary Pain Management

- Interdisciplinary
  - Gatchel and Okifuji (2006)
  - Therapeutic and Cost-Effectiveness review of literature past 10 years
  - Back pain annual medical costs (\$12,900 to \$19,823)
  - Annual medical costs reduced by 68% in interdisciplinary care
  - Average age 45
  - Similar calculations for disability

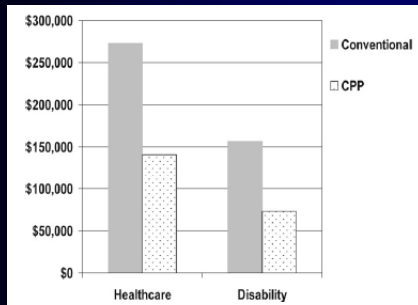


Figure 2. Lifetime healthcare and disability costs following treatment (comprehensive pain program versus medical treatment).

Gatchel & Okifuji, (2006)

## Acknowledgements

- Dr. Cheryl Silver
- Dr. Munro Cullum
- Dr. Carl Noe
- Special thank you to Dr. Robert Gatchel

## References

- Balliciano, A., Balfour, D. J. K., Passetti, F., Humphris, G. & Matthews, K. (2012). "Neuropsychological consequences of chronic opioid use: A quantitative review and meta-analysis." *Neuroscience and Biobehavioral Reviews* 36: 2056-2068.
- Beecher, H. K. (1946). "Pain in Men Wounded in Battle." *Ann Surg* 123: 96-105.
- Bendix, A. E., et al. (1996). "Multidisciplinary intensive treatment for chronic low back pain: A randomized, prospective study." *Clinical Journal of Medicine* 43: 62-69.
- Bingel, U. (2011). "The effect of treatment expectation on drug efficacy: Imaging the analgesic benefit of the opioid remifentanyl." *Science Translational Medicine* 3: 71-14.
- Block, C. & Camlin, L. (2013). "Neurophysiological and neuroanatomical sequelae of chronic non-malignant pain and opioid analgesia." *NeuroRehabilitation* 33: 343-366.
- Bushnell, M. C., et al. (2013). "Cognitive and emotional control of pain and its disruption in chronic pain." *Nature Reviews* 14: 502-511.
- Butler, D. and L. Moseley (2003). *Explain Pain*. Adelaide City West, Australia, Notgroup Publications.
- Centers for Disease Control and Prevention. (2016). CDC guidelines for prescribing opioids for chronic pain. Retrieved from <https://www.cdc.gov/drugopioideprescribing/guidelines.html>
- Centers for Disease Control and Prevention. (2016). Calculating total daily dose of opioids for safer dosage. Retrieved from <https://www.cdc.gov/drugopioideprescribing/calculation-total-daily-dose-a.pdf>
- Cho, R., et al. (2009). "Interventional therapies, surgery, and multidisciplinary rehabilitation for low back pain." *Spine* 34 (10): 1066-1077.
- deCharms, R. C., et al. (2005). "Control over brain activation and pain learned by using real-time Functional MRI." *Proceedings of the National Academy of Sciences* 102: 1817-1821.
- Dwyer, J. N., Nuyens, A., Lee, K., Lucas, J., Knight, T., Zhao, H. & Menchin, M. (2018). "Opioid prescribing decreases after learning of a patient's fatal overdose." *Science* 361: 588-590.
- Fairbank, J., et al. (2009). "Randomized controlled trial to compare surgical stabilization of the lumbar spine with an intensive rehabilitation programme for patients with chronic low back pain: The MRSp-epic stabilisation trial." *British Medical Journal* 339: 1253.
- Fishburn, D. A., et al. (1997). "Chronic-pain associated depression: Antecedent or consequence of chronic pain?" *Clinical Journal of Pain* 13: 116-127.
- Fong-ha, H. & Yuan, Z. (2017). "Resting-state neuroimaging and neuropsychological findings in opioid use disorder during abstinence: A review." *Frontiers in Human Neuroscience* 11: 1169.
- Friedrich, M., et al. (2005). "Long-term effect of a combined exercise and nutritional program on the level of disability of patients with chronic low back pain." *Spine* 30: 995-1000.

## References

- Gaskin, D. J. and P. Richard (2012). "The economic costs of pain in the United States." *Journal of Pain* 13(9): 715-724.
- Gatchel, R. J. and A. Okifuji (2006). "Evidence-based scientific data documenting the treatment and cost-effectiveness of comprehensive pain programs for chronic musculoskeletal pain." *The Journal of Pain* 7(11): 779-795.
- Hazard, R. G., et al. (1989). "Functional restoration: A one-year prospective study of patients with low back pain." *Spine* 14: 157-161.
- Hildebrandt, J., et al. (1997). "Prediction of success from a multidisciplinary treatment program for chronic low back pain." *Pain* 74(1): 23-26.
- Huber, E., Robinson, R. C., Nee, C. E., Van Ness, O. (2016). "Who benefits from chronic opioid therapy? Rethinking the question of opioid misuse risk." *J. Am. Geriatr. Soc.* 64(10): 1000-1009.
- Jamison, R. N., Schmitt, J. R., Yallow, S., Archer, S., Vorenager, G. J. & Katz, N. P. (2001). "Neuropsychological effects of long-term opioid use in chronic pain patients." *Journal of Pain and Symptom Management* 26: 913-921.
- Krebs, E. E., Grady, A., Nugent, S., Jensen, A. C., DeRonne, B., Goldman, E. S., Kromek, K., Blum, M. J. & Noorbalochi, S. (2018). "Effect of Opioid vs. Nonopioid Medications on Pain-Related Function in Patients with Chronic Back Pain or Hip or Knee Osteoarthritis Pain: The SPACE randomized clinical trial." *Journal of the American Medical Association* 319: 872-882.
- Meyer, T. G., et al. (1987). "Prospective two-year study of functional restoration in industrial low back pain." *Journal of the American Medical Association* 258: 1181-1182.
- McWilliams, L. A., et al. (2003). "Mood and anxiety disorders associated with chronic pain: An examination in a nationally representative sample." *Pain* 106: 127-133.
- National Institute of Drug Abuse. (2018). Overdose death rates. Retrieved from <https://www.drugabuse.gov/related-topics/trends-statistics/overdose-death-rates>
- National Institute of Drug Abuse. (2018). Prescription opioids: Drug facts. Retrieved from <https://www.drugabuse.gov/publications/drug-facts/prescription-opioids>
- New York Times. (2018). In rare bipartisan accord, House and Senate reach compromise on opioid bill. Retrieved from <https://www.nytimes.com/2018/09/26/us/politics/ops-kill-congress.html>
- Moriarty, O., McGee, B. E. & Finn, D. P. (2011). "The effect of pain on cognitive function: A review of clinical and preclinical research." *Progress in Neurobiology* 93: 588-604.
- Oshand, S., R. C. Robinson, et al. (2011). "Long-term effectiveness of a comprehensive pain management program: strengthening the case for interdisciplinary care." *Proceedings, Baylor University Medical Center* 22: 20-211-214.
- Patrick, L., et al. (2004). "Long-term outcomes in multidisciplinary treatment of chronic low back pain: Results of a 13-year follow-up." *Spine* 29: 850-855.
- Putnam, P. B., et al. (1993). "Psychiatric illness and chronic low back pain: The mind and the spine—which goes first?" *Spine* 18(1): 66-71.

## References

- Putsney, R. K. (1996). "Opioid therapy for chronic nonmalignant pain: A review of crucial issues." *Journal of Pain and Symptom Management* 11(4): 203-217.
- Rostens-Aizen, O., et al. (2009). "Surgical stabilization of the spine compared with a programme of intensive rehabilitation for the management of patients with chronic low back pain: Cost utility analysis based on a randomised controlled trial." *British Medical Journal* 339(1239).
- Sjogren, P., Thomsen, A. B. & Olsson, A. K. (2000). "Impaired neuropsychological performance in chronic nonmalignant pain patients receiving long-term opioid therapy." *Journal of Pain and Symptom Management* 19: 160-168.
- Skovron, J. S., et al. (2002). "Relative cost-effectiveness of extensive and finite multidisciplinary treatment programs versus treatment as usual for patient with chronic low back pain on long-term sick leave: randomized controlled study." *Spine* 27(9): 901-909.
- Turk, D. C. and R. J. Gatchel (2002). *Psychological Approaches to Pain Management: A Practitioner's Handbook*. New York, The Guilford Press.
- Volkman, C. and M. C. Bushnell (2009). "Mood influences supraspinal pain processing separately from attention." *Journal of Neuroscience* 29(705:715).
- Von Korf, M., et al. (2011). "Long-Term Opioid Therapy Reconsidered." *Annals of Internal Medicine* 155: 525-528.
- Whitlock, E. L., Diaz-Ramirez, L. G., Glymour, M. M., Boerndorf, J., Givensky, K. E. & Smith, A. K. (2017). "Association between persistent pain and memory decline and dementia in a longitudinal cohort of elders." *Journal of the American Medical Association: Internal Medicine* 177: 1145-1153.